



Eye Color Graphing

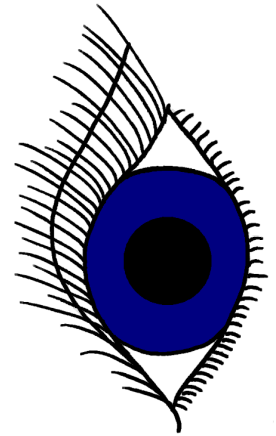
Included in this activity are eye color cards, header card, eye color labels, and graphing sheet.

Teacher Instructions:

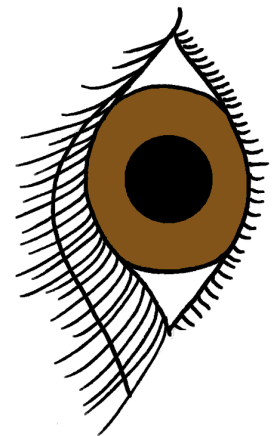
Print off as many eye color cards as you have students. The eye color cards have more blue and brown cards because those are the most common eye colors. Printing onto cardstock, and laminating is recommended. You can use this activity as a morning meeting activity or as part of an All About Me theme.

Student Instructions:

Select an eye color card that matches your eye color. Put the card on the pocket chart under the correct eye color heading. Use the record sheet to graph the eye colors of your classmates.





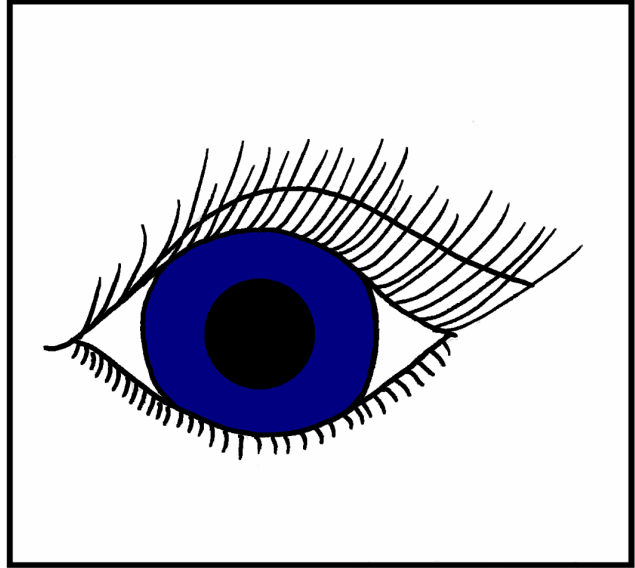



What color are
your eyes?






Eye Color Graphing






Eye Color Graphing


green




blue




brown




hazel



brown



blue





Eye Color Graphing

Use tally marks to count eye color of your classmates.

blue	green	brown	hazel
Total:	Total:	Total:	Total: