
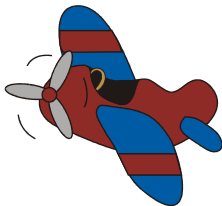
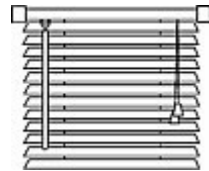




I spy with my little eye, something beginning with.....



I spy with my little eye, something beginning with.....



bl-	br-	cl-	dr-	fl-
gl-	gr-	pl-	pr-	sc-
sk-	sl-	sm-	sn-	sp-
squ-	st-	str-	sw-	tr-
cr-	<p>I spy blends</p> <p>www.atozphonics.com graphics</p> <p>www.countryclipart.com</p> <p>www.classroomclipart.com</p>	<p>Print & cut out blend tiles</p>		

I Spy Blends – for 1 or 2 players

- Print blend tiles on card and laminate (optional) for durability
- Print the two Blend Boards on card and laminate (optional) for durability
- You will need 21 markers (or m ‘n’ m’s or buttons!)

How to play:

- Give each player a Blend Board
- Place blend tiles face down in a pile
- Players take turns to turn over a blend tile and call out the blend by saying “I spy with my little eye something beginning with (and say the blend)”
- Players look to see if the blend tile matches a picture that begins with the blend on their blend board. Matching blends are covered with a marker.
- The winner is the first person to cover all their pictures with matching blends.

Matching blends include:

bl – blind, **br** – brush, **cl** – clown, **cr** – crutches, **dr** – dress, **fl** – flower,
fr – frog, **gl** – glove, **gr** – globe, **pl** – plane, **pr** – pretzel, **sc** – scarecrow,
sk - ski, **sl** – sleeping bag, **sm** – smile, **sn** – snowman, **sp** - spaghetti,
squ - square, **st** – star, **str** – strawberry, **sw** – sweet, **tr** – tree

for more free phonics printables visit
www.atozphonics.com