

Thank you for your KINDERREADERS purchase!

Permission is given to the purchaser to print and make copies for purchaser's classroom or home use only.

All content copyright © 2003, 2011, 2022 [A to Z Teacher Stuff](https://www.atzteachstuff.com), LLC. For further clarification, please contact info@kinderreaders.com.

Visit [KinderReaders.com](https://www.kinderreaders.com) for other purchasing options and formats:

- ★ KinderReaders are available in PDF format as well as interactive options.
- ★ Titles can be purchased individually, or as part of a membership (KinderReaders Plus).
- ★ School and family licensing
- ★ See [KinderReaders.com](https://www.kinderreaders.com) for more information.

- KinderReaders Tips for Use -

FIVE BOOKS IN ONE: Each level of the book will contain the same illustrations. As the number of the level goes lower, from 4 to 1, the sentence structure, punctuation, and words get easier. You may choose one version for your entire class, use different versions with different groups of children, or combine pages from different versions to create a new version.

Great for Home Use: At home, you can choose the level that best fits your child. You can work with lower levels to practice fluency or move into higher levels to learn new words and skills. (Fluency is reading accurately and with a natural pace and expression.) One advantage of KinderReaders is that you are sure to have a level that will work for your child and you have room to grow.

How to Use the Wordless Version: One suggestion is that the teacher or parent can add text that is appropriate for skills being taught. A second suggestion is to use it as a writing activity for the children and have children add the text. This gives you even more room for differentiation according to your child's level. Another option is to use the wordless version to do a picture walk or retelling.

★ **If you are a member of KinderReaders Plus, you'll be able to add text to the wordless version and print out your own custom title!**

Printing Books: The pages are formatted so that each page will produce 2 books. Because this is a very large file you may want to print each version individually as needed. If you're only wanting to print one book per page (such as for home use), it is suggested to print the interactive version (see options at KinderReaders.com), which is formatted with only one book per page.

Photocopy all the pages in order (collated), add a staple to the top corner and another mid-page, below the dotted line. Cut on the dotted line. You now have 2 ready to use books.

Remember, each copy will yield 2 books. To calculate the total number of copies needed for each version, take the number of students or books desired and divide it in half. For example, if you need 20 books, you'll want to make 10 copies.



KinderReaders.com

Table of Contents

Each KinderReaders title has these components in the PDF version:

1. Quick Peek Lesson Planner
Vocabulary, sight words, comprehension questions
2. Story Sequencing
Picture cards and sentence strips for ordering, matching, etc.
3. Word Cards
Sight words and picture cards
4. Color Cover
Optional cover for use with any version
5. Level 4, Level 3, Level 2, Level 1 and Wordless
Choose the desired version(s) for use
6. Big Book (Full Page Level 4)
Great for read-alouds!

Members of **KinderReaders Plus** have other viewing options for printing or reading on screen. Go to [KinderReaders.com](https://www.KinderReaders.com) to view all options as they are subject to change and improve over time.

Quick Peek Lesson Planner

The Mitten

A **FREE** KinderReaders title



www.KinderReaders.com

Activating Prior Knowledge

General Topics

Winter

Mittens

Forest Animals

Shelters

Snow

Setting the Stage

Vocabulary

mitten, owl, squirrel, raccoon, rabbit, fox, bear, mouse

Sight Words

(words in bold appear often)

Level 4

the, had, she, one, **in**, **saw**, **and**, **got**, went, all

Level 3

a, is, **in**, **the**, **and**, **it**, **got**, **went**, out

Level 2

here, is, a, **the**, **went**, **into**

Level 1

a, **went**, **the**, **in**

Concepts of Print

Punctuation

Level 4 - period, exclamation mark

Level 3 - period, exclamation mark

Level 2 - period, exclamation mark

Level 1 - period, exclamation mark

Directionality

return sweep (level 3 & 4)

Quick Peek Lesson Planner

The Mitten

A **FREE** KinderReaders title

Higher Order Comprehension Questions

Knowledge

Name a/the character(s) in the story.
Where did the story happen? (What was the setting?)
Who sat on the bear's nose?
Who went in the mitten first? Second? Third? etc.
What happened after the mouse went on the bear's nose?

Understanding

Why did the animals go into the mitten?
Why did the mitten get bigger and bigger?
Why did the mouse go on the bear's nose instead of going into the mitten?
Where did the mitten come from?
Why did the animals all go flying into the air?
What was the main idea of the story?
How did the girl feel when she lost her mitten?
How did the animals feel while they were inside the mitten?

Application

What other kinds of things are warm like the mitten?
What other animals might have wondered past the mitten?
What do you think the girl did when she lost her mitten?
How did she feel?

Analysis

What can the girl do to make sure she doesn't lose her mitten again?
The mitten was used as a shelter. What are some other animal shelters? How are they the same?
Compare this story to a time when you lost something. Is it the same as the story or different? Who found the item you lost? Did they use it? Did they bring it back?





Synthesis

Create a better shelter for the animals. Why is it better?
Design mittens that will not easily be lost.



Evaluation

Could this story have really happened? Why or why not?

Story Sequencing



Story Sequencing



Here is a mitten.

The squirrel went in.

The raccoon went in.

The rabbit went in.

The owl went in.

The fox went in.

The bear went in.

The mouse went in.

The bear sneezed.

BOOM!

Word Cards

the

had

one

she

Word Cards

in

saw

and

got

Word Cards

went

all

a

is

Word Cards

in

it

out

here

into

mitten



squirrel



rabbit



owl




raccoon




bear




fox



mouse



girl



The Mitten



Level ____

Written by Sandi Reyes

Illustrated by Susan Weldert



www.KinderReaders.com

The Mitten



Level ____

Written by Sandi Reyes

Illustrated by Susan Weldert



www.KinderReaders.com

The Mitten



Level 4

Written by Sandi Reyes

Illustrated by Susan Weldert



www.KinderReaders.com

The Mitten



Level 4


Written by Sandi Reyes

Illustrated by Susan Weldert



www.KinderReaders.com

The Mitten




www.KinderReaders.com

Level 4

Written by Sandi Reyes
Illustrated by Susan Weldert

The Mitten



www.KinderReaders.com

Level 4

Written by Sandi Reyes
Illustrated by Susan Weldert




The girl had white mittens. She lost one
in the snow.

1




The girl had white mittens. She lost one
in the snow.

1




The squirrel saw the mitten and stepped in. The mitten got bigger.

2




The squirrel saw the mitten and stepped in. The mitten got bigger.

2




The rabbit saw the mitten and hopped in. The mitten got bigger.

3




The rabbit saw the mitten and hopped in. The mitten got bigger.

3




The raccoon saw the mitten and crawled in. The mitten got bigger.

4




The raccoon saw the mitten and crawled in. The mitten got bigger.

4




The owl saw the mitten and flew in. The mitten got bigger.

5




The owl saw the mitten and flew in. The mitten got bigger.

5




The fox saw the mitten and stepped in.
The mitten got bigger.

6




The fox saw the mitten and stepped in.
The mitten got bigger.

6




The bear saw the mitten and squeezed in. The mitten got bigger.

7




The bear saw the mitten and squeezed in. The mitten got bigger.

7



The mouse saw the mitten and went
on the bear's nose.

8



The mouse saw the mitten and went
on the bear's nose.

8



The bear sneezed.



The bear sneezed.



All the animals went everywhere!

10



All the animals went everywhere!

10

The Mitten



Level 3

Written by Sandi Reyes

Illustrated by Susan Weldert



www.KinderReaders.com

The Mitten



Level 3


Written by Sandi Reyes

Illustrated by Susan Weldert



www.KinderReaders.com

The Mitten




www.KinderReaders.com

Level 3

Written by Sandi Reyes
Illustrated by Susan Weldert

The Mitten



www.KinderReaders.com

Level 3

Written by Sandi Reyes
Illustrated by Susan Weldert



A mitten is in the snow.




A mitten is in the snow.




The squirrel went in the mitten and it got bigger.

2




The squirrel went in the mitten and it got bigger.

2




The rabbit went in the mitten and it got bigger.

3




The rabbit went in the mitten and it got bigger.

3




The raccoon went in the mitten and it got bigger.

4




The raccoon went in the mitten and it got bigger.

4




The owl went in the mitten and it got bigger.

5




The owl went in the mitten and it got bigger.

5




The fox went in the mitten and it got bigger.

6




The fox went in the mitten and it got bigger.

6




The bear went in the mitten and it got bigger.

7




The bear went in the mitten and it got bigger.

7



The mouse went on the bear's nose.

8



The mouse went on the bear's nose.

8



The bear sneezed.



The bear sneezed.



The animals went everywhere!

10



The animals went everywhere!

10

The Mitten



Level 2

Written by Sandi Reyes

Illustrated by Susan Weldert



www.KinderReaders.com

The Mitten



Level 2


Written by Sandi Reyes

Illustrated by Susan Weldert



www.KinderReaders.com

The Mitten




www.KinderReaders.com

Level 2

Written by Sandi Reyes
Illustrated by Susan Weldert

The Mitten



www.KinderReaders.com

Level 2

Written by Sandi Reyes
Illustrated by Susan Weldert




The mitten went into the snow.

1




The mitten went into the snow.

1




The squirrel went into the mitten.

2




The squirrel went into the mitten.


2




The rabbit went into the mitten.




The rabbit went into the mitten.



The raccoon went into the mitten.




The raccoon went into the mitten.




The owl went into the mitten.

5




The owl went into the mitten.


5



The fox went into the mitten.




The fox went into the mitten.




The bear went into the mitten.

7




The bear went into the mitten.

7



The mouse went into the mitten.



The mouse went into the mitten.



The bear sneezed.



The bear sneezed.



The animals went out!

10



The animals went out!

10

The Mitten



Level 1

Written by Sandi Reyes

Illustrated by Susan Weldert



www.KinderReaders.com

The Mitten



Level 1


Written by Sandi Reyes

Illustrated by Susan Weldert



www.KinderReaders.com

The Mitten




www.KinderReaders.com

Level 1

Written by Sandi Reyes
Illustrated by Susan Weldert

The Mitten



www.KinderReaders.com

Level 1

Written by Sandi Reyes
Illustrated by Susan Weldert



The mitten went away.




The mitten went away.




The squirrel went in.

2




The squirrel went in.

2




The rabbit went in.

3




The rabbit went in.


3




The raccoon went in.




The raccoon went in.




The owl went in.




The owl went in.




The fox went in.




The fox went in.




The bear went in.



The bear went in.



The mouse went in.



The mouse went in.



The bear sneezed.




The bear sneezed.



BOOM!

10



BOOM!

10

The Mitten



Wordless

Written by _____

Illustrated by Susan Weldert



www.KinderReaders.com

The Mitten



Wordless


Written by _____

Illustrated by Susan Weldert



www.KinderReaders.com

The Mitten




www.KinderReaders.com

Wordless

Written by _____

Illustrated by Susan Weldert

The Mitten




www.KinderReaders.com



Wordless



Written by _____



Illustrated by Susan Weldert




























The Mitten



Level 4

Written by Sandi Reyes

Illustrated by Susan Weldert

The Mitten




Level 4

Written by Sandi Reyes


Illustrated by Susan Weldert




The girl had white mittens. She lost one in the snow.




The squirrel saw the mitten and stepped in. The mitten got bigger.




The rabbit saw the mitten and hopped in.
The mitten got bigger.




The raccoon saw the mitten and crawled in. The mitten got bigger.




The owl saw the mitten and flew in. The mitten got bigger.



The fox saw the mitten and stepped in.
The mitten got bigger.



The bear saw the mitten and squeezed in.
The mitten got bigger.



The mouse saw the mitten and went on the bear's nose.



The bear sneezed.



All the animals went everywhere!