

# The Little Giraffes 2016 Handprint Calendar



The calendar was updated for 2016  
by [A to Z Teacher Stuff](#)

## Overview:

Cover - Space for handprint and child to sign name and date under poem  
Second Page - Add a photo of the child under the poem

## Handprint Art

January - Snowflake

February - Heart

March - Leprechaun

April - Umbrella

May - Tulips

June - Butterfly

July - Fish

August - Sun

September - Apples

October - Pumpkin/Jack-o-lantern

November - Turkey


December - Santa Claus

Instructions: You probably won't want to print these pages. [You can also access these instructions online.](#)

## Cover

I know you wipe some away,  
But these handprints were made to stay.  
So keep them forever, a treasure they'll be.  
A special "I Love You," for you from me.

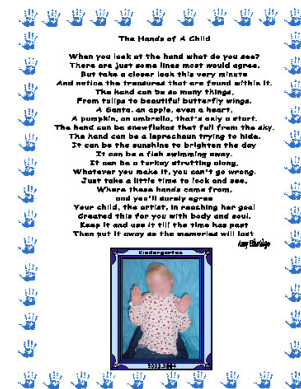
Add a handprint and have the child sign the bottom with his/her name and year.



## Second Page

The Hands of A Child Poem

Add a photo to this page.



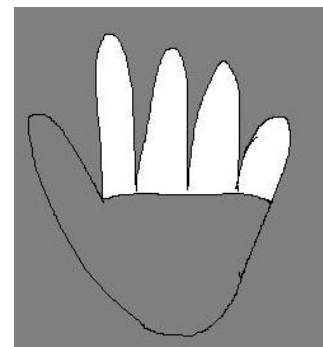

## January

### Snowflakes

Snowflakes white  
Are dancing down.  
Dancing, dancing  
All around.  
Each one is different,  
It's surely true.  
Here's one I made  
From me for you!

### To make handprint:

Use blue index paper for the background. Paint four fingers of one hand with white paint. Stamp in a circular shape to form the basic snowflake, repainting fingers after each stamp. Then go back and stamp fingers across the first stamps in an X shape as shown on the calendar snowflake.



## February



### One Red Valentine

One red valentine,  
Two red valentines,  
Three red valentines,  
Four.

I'll snip and cut  
And color and paste,  
And then make  
Twenty more.

### To make handprint:

Paint both hands red. Slant each hand and overlap the fingers as they are stamped, forming the heart shape as shown to the right.



## March

### The Little Leprechaun

I'm a little leprechaun.  
Can't you see?  
I'm as tiny as I can be.  
I only come around  
Just once a year.  
That's when  
St. Patrick's Day is here.

### To make handprint:

Paint fingers orange. Paint base of palm pink with a thin strip of orange above that. Paint thumb and rest of palm green as shown. Use marker to make eyes and mouth.




## April

### Rain

The rain spills down  
Upon the town  
Like water  
From a cup.  
The thing I just  
Can't understand  
Is how the rain  
Gets UP!

### To make handprint:

Paint fingers and area just below fingers purple. Stamp upside down to form umbrella shape. Use marker to outline umbrella and to make a handle.



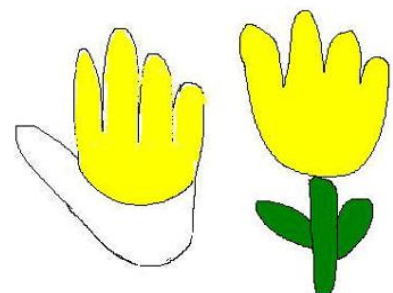
## May

### Tulips

In the garden  
Tulips grow  
Straight and golden  
In a row.  
Each one holds  
Its empty cup  
Drinking rain  
And sunshine up.

### To make handprint:

Paint fingers and area below fingers yellow, as shown in drawing. Paint one finger green and stamp tulip stem and leaves. Use this method to make two or three tulips.  
(Painting the entire hand, as shown on the calendar to the right, made the tulips too large.)



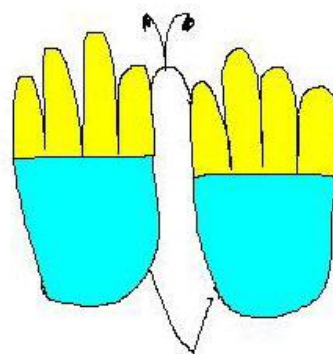

## June

### Fuzzy Wuzzy Caterpillar

Fuzzy wuzzy caterpillar  
 Into a corner will creep.  
 He'll spin himself a blanket  
 And then go fast asleep.  
 Fuzzy wuzzy caterpillar  
 Will wake up by and by.  
 To find his wings of beauty,  
 Changed to a butterfly!

#### To make handprint:

Paint both hands using these directions. Paint the palm of the hand one color and the fingers a different bright color. (Do not paint thumbs!) Stamp left hand on left side of paper. Stamp right hand on the right side of the paper. When dry, use a black marker to draw in the center of the butterfly.



## July

### The Fish

I hold my fingers  
 Like a fish,  
 And wave them  
 As I go.  
 See them swimming  
 With a swish,  
 So swiftly  
 To and fro.

#### To make handprint:

Use blue index paper for the background. Paint hand, including thumb, orange. Keep fingers and thumb close together. Stamp horizontally on paper. The thumb will be the lower fish fin. Use marker to make a face on the palm area of the hand.



## August

### The Sun

Over there  
The sun gets up,  
And marches  
All the day.  
At noon it stands  
Right overhead.  
At night  
It goes away.

### To make handprint:

Paint entire hand yellow. Have student spread fingers and thumb apart as they stamp in one direction. Paint again and turn hand in opposite direction with fingers spread. Continue until rays are formed around the entire sun.



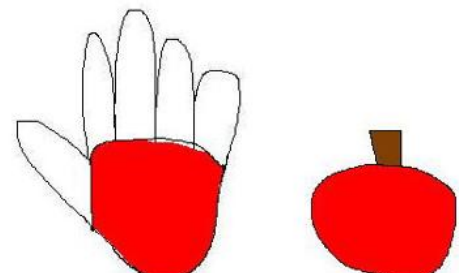

## September

### The Apple Tree

Away up high  
In the apple tree,  
Two red apples  
Smiled at me.  
I shook the tree  
As hard as I could  
And down came the apples,  
Mmmmm were they good!

### To make handprint:

Paint palm of hand red. Stamp twice to make apples. Use a fingertip dipped in brown paint to make the stems.





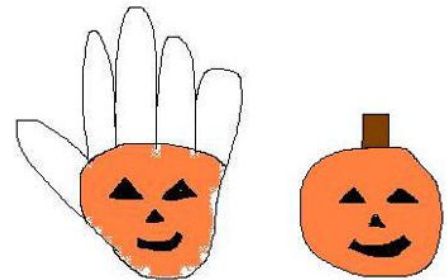
## October

### I'm a Little Pumpkin

I'm a little pumpkin  
Round and stout,  
Packed full of seeds  
That you can scoop out!  
When I get all carved up,  
Then I'll be  
The cutest jack-o-lantern  
You ever did see!

### To make handprint:

Paint palm of hand orange. Stamp to make pumpkin. Use a fingertip dipped in brown paint to make the stem. Make a jack-o-lantern face with a black marker.




## November

### The Turkey

This isn't just a turkey,  
As anyone can see.  
I made it with my hand,  
Which is a part of me.  
It comes with lots of love  
Especially to say,  
I hope you have a very  
Happy Thanksgiving Day!

### To make handprint:

Paint palm and thumb brown. Paint each finger a different color. When dry, dip index finger in red paint to form wattle. Use marker for legs, beak, and eye.



# December

Where is Santa?

Where is Santa?

Where is Santa?

Here I am!

Here I am!

Merry, Merry Christmas!

Merry, Merry Christmas!


Ho! Ho! Ho!

Ho! Ho! Ho!

To make handprint:

Paint fingers white. Paint base of palm pink with a thin strip of white above that. Paint thumb and rest of palm red as shown. Use marker to make eyes and mouth. Draw in facial features with a marker.

(I should have used blue index paper for the background. Since I didn't, the white paint on the calendar on the right was tinted slightly gray to make it visible on the white background.)







I know you wipe some away

But these handprints were made to stay.

So keep them forever, a treasure they'll be.

A special "I Love You," for you from me.



# The Hands of A Child

by Amy Ethridge



When you look at the hand what do you see?  
There are just some lines most would agree.  
But take a closer look this very minute  
And notice the treasures that are found within it.  
The hand can be so many things,  
From tulips to beautiful butterfly wings.  
A Santa, an apple, even a heart,  
A pumpkin, an umbrella, that's only a start.  
The hand can be snowflakes that fall from the sky.  
The hand can be a leprechaun trying to hide.  
It can be the sunshine to brighten the day.  
It can be a fish swimming away.  
It can be a turkey strutting along,  
Whatever you make it, you can't go wrong.  
Just take a little time to look and see,  
Where these hands came from,  
And you'll surely agree  
Your child, the artist, reaching his goal,  
Created this for you with body and soul.  
Keep it and use it till the time has passed.  
Then put it away so the memories will last.

## Snowflakes

Snowflakes white  
Are dancing down.  
Dancing, dancing  
All around.  
Each one is different,  
It's surely true.  
Here's one I made  
From me for you!



Sunday	Monday	Tuesday	Wednesday	Thursday	Friday	Saturday
<b>January</b>					1	2
3	4	5	6	7	8	9
10	11	12	13	14	15	16
17	18	19	20	21	22	23
24	25	26	27	28	29	30
31						



### One Red Valentine

One red valentine,  
Two red valentines,  
Three red valentines,  
Four.

I'll snip and cut  
And color and paste,  
And then make  
Twenty more.



# February

Sunday	Monday	Tuesday	Wednesday	Thursday	Friday	Saturday
	1	2	3	4	5	6
7	8	9	10	11	12	13
14	15	16	17	18	19	20
21	22	23	24	25	26	27
28	29					

The Little Leprechaun



# March

Sunday	Monday	Tuesday	Wednesday	Thursday	Friday	Saturday
		1	2	3	4	5
6	7	8	9	10	11	12
13	14	15	16	17	18	19
20	21	22	23	24	25	26
27	28	29	30	31		

## Rain

The rain spills down  
Upon the town  
Like water  
From a cup.  
The thing I just  
Can't understand  
Is how the rain  
Gets UP!



# April

Sunday	Monday	Tuesday	Wednesday	Thursday	Friday	Saturday
					1	2
3	4	5	6	7	8	9
10	11	12	13	14	15	16
17	18	19	20	21	22	23
24	25	26	27	28	29	30



# May

## Tulips

In the garden  
Tulips grow  
Straight and golden  
In a row.  
Each one holds  
Its empty cup  
Drinking rain  
And sunshine up.



Sunday	Monday	Tuesday	Wednesday	Thursday	Friday	Saturday
1	2	3	4	5	6	7
8	9	10	11	12	13	14
15	16	17	18	19	20	21
22	23	24	25	26	27	28
29	30	31				



### Fuzzy Wuzzy Caterpillar

Fuzzy wuzzy caterpillar  
Into a corner will creep.  
He'll spin himself a blanket  
And then go fast asleep.  
Fuzzy wuzzy caterpillar  
Will wake up by and by.  
To find his wings of beauty,  
Changed to a butterfly!

# June

Sunday		Monday	Tuesday	Wednesday	Thursday	Friday	Saturday
				1	2	3	4
5	6	7	8	9	10	11	
12	13	14	15	16	17	18	
19	20	21	22	23	24	25	
26	27	28	29	30			

### The Fish

I hold my fingers  
Like a fish,  
And wave them  
As I go.  
See them swimming  
With a swish,  
So Swiftly  
To and fro.



Sunday

Monday

Tuesday

Wednesday

Thursday

Friday

Saturday

# July

					1	2
3	4	5	6	7	8	9
10	11	12	13	14	15	16
17	18	19	20	21	22	23
24	25	26	27	28	29	30
31						



# August

Sunday	Monday	Tuesday	Wednesday	Thursday	Friday	Saturday
	1	2	3	4	5	6
7	8	9	10	11	12	13
14	15	16	17	18	19	20
21	22	23	24	25	26	27
28	29	30	31			

### The Apple Tree

Away up high  
In the apple tree,  
Two red apples  
Smiled at me.  
I shook the tree  
As hard as I could  
And down came the apples,  
Mmm... were they good!



# September

Sunday	Monday	Tuesday	Wednesday	Thursday	Friday	Saturday
				1	2	3
4	5	6	7	8	9	10
11	12	13	14	15	16	17
18	19	20	21	22	23	24
25	26	27	28	29	30	



### I'm a Little Pumpkin

I'm a little pumpkin,  
Round and stout,  
Packed full of seeds  
That you can scoop out!  
When I get all carved up,  
Then I'll be  
The cutest jack-o-lantern  
You ever did see!

Sunday

Monday

Tuesday

Wednesday

Thursday


Friday

Saturday

# October

						1
2	3	4	5	6	7	8
9	10	11	12	13	14	15
16	17	18	19	20	21	22
23	24	25	26	27	28	29
30	31					





### The Turkey

This isn't just a turkey,  
As anyone can see.  
I made it with my hand,  
Which is a part of me.  
It comes with lots of love  
Especially to say,  
I hope you have a very  
Happy Thanksgiving Day!

# November

Sunday	Monday	Tuesday	Wednesday	Thursday	Friday	Saturday
		1	2	3	4	5
6	7	8	9	10	11	12
13	14	15	16	17	18	19
20	21	22	23	24	25	26
27	28	29	30			



# December

Sunday      Monday      Tuesday      Wednesday      Thursday      Friday      Saturday						
				1	2	3
4	5	6	7	8	9	10
11	12	13	14	15	16	17
18	19	20	21	22	23	24
25	26	27	28	29	30	31